
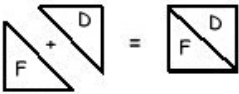
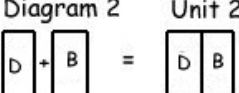
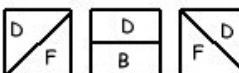




# *“Inner Peace”*

## *“Grecian Square”*

*June 2008*

### *Individual Block instructions*

Grecian Square (12" finished block, Make one block)		
(B) Green	Cut 4 rectangles 2½" x 4½"	
(D) Yellow	Cut 4 rectangles 2½" x 4½" Cut 2 squares 4 7/8" then cut once diagonally	
(F) Blue	Cut 2 squares 4 7/8", then cut once diagonally Cut 1 square 4½"	
<i>Assembly &amp; Block Construction</i>		
<p>Diagram 1      Unit 1</p>  <p>Diagram 2      Unit 2</p>  <p>Assembly</p> <p>Row 1</p>  <p>Row 2</p>  <p>Row 3</p> 	<ol style="list-style-type: none"> <li>1. Sew one Blue (F) half square triangle to one Yellow (D) half square triangle. See diagram 1. Label Unit 1.</li> <li>2. Repeat step 1 three (3) more times for a total of 4 unit 1's.</li> <li>3. Sew one Yellow (D) and one Green (B) rectangle together. See diagram 2. Label Unit 2.</li> <li>4. Repeat three (3) more times for a total of 4 unit 2's.</li> <li>5. Measurement check – each block should measure 4½".</li> </ol> <p>Referring to the assembly diagram do the following:</p> <ul style="list-style-type: none"> <li>• Lay the Units out into rows.</li> <li>• Sew rows together.</li> <li>• Sew each row together to complete your block.</li> <li>• Press and your block is complete!</li> </ul> <p>Measurement check – Block should measure 12½"</p>	